

Adhesives



What would you use each glue for?

Good to know!

**DECOFIX POWER
FDP700**

**DECOFIX PRO
FDP500**

Installation
Fixing to walls/ceilings

**DECOFIX ULTRA
FX400**

Joints - to complete installation

**DECOFILLER
FL300**

The perfect finish

Adhesives Technical Data sheet



DECOFIX POWER FDP700

Extra strong MS Polymer

Purotouch | Duropolymer | Durofoam

290 ml > 7 - 8 m

Extra strong MS polymer glue for new build, all exterior applications, non-porous (tiles, glass, ...) surfaces, heavy profiles and damp environments



Type of drying: Polymerisation

Initial tack: 280 kg/m²

Hardness: 58 Shore A

Shrinkage: 10 - 15%

APPLICATION

Apply an abundant amount of adhesive on the glue lines provided

Drying time: 24 hours

(depending on thickness of glue layer)

CLEAN UP

Remove with soap solution

Always consult the glue calculator


www.oracdecor.com > Glue calculator



XTERIO



Humid areas



Non-porous surfaces



Cover Skirting




Indirect Lighting



Curtain profiles



Big profiles



3D Wall Covering

Adhesives Technical Data sheet



DECOFIX PRO FDP500

Strong waterbased acrylic glue

Purotouch | Duropolymer | Durofoam

FDP500 310 ml > 7 - 8 m

FDP600 4200 ml > 65 - 110m

Strong installation adhesive for interior, porous and dry surfaces



Type of drying: Evaporation

Initial tack: 140 kg/m²

Hardness: 32 Shore A

Shrinkage: 30-40 %

APPLICATION

Apply an abundant amount of adhesive on the glue lines provided

Drying time: 1 to 3 days (*depending on thickness of glue layer*)

Paintable after 24 hours

CLEAN UP

Remove with humid sponge or cloth

Always consult the glue calculator

www.oracdecor.com > Glue calculator



Adhesives Technical Data sheet



DECOFIX ULTRA FX400

White polymer-based joint adhesive

Purotouch | Duropolymer | Durofoam

270 ml > min. 80 m

Strong adhesive for joints between mouldings.
For indoor and outdoor areas.



Type of drying: Polymerisation

Shrinkage: 0

APPLICATION

Apply sufficient DecoFix Ultra in every joint
Push profiles strongly against each other

Drying time: 24 hours (*depending on thickness of glue layer*)
Paintable after 24 hours

CLEAN UP

Remove excess glue with a painter's knife before hardening
Use FL300 DecoFiller if needed and finish with sandpaper
Can be painted after 24 hours

Always consult the glue calculator

www.oracdecor.com > Glue calculator



Without joint adhesive

With joint adhesive

Adhesives Technical Data sheet



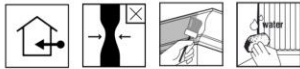
DECOFILLER FL300

Ready to use lightweight acrylic filler

Purotouch | Duropolymer | Durofoam

310 ml > 30m

For shrink-proof finishing of gaps for interior use (between decorative profiles after adhesion, between wall and profiles, between walls and between wall and ceiling). Rapidly repaintable (after 15 min)



APPLICATION

Apply on cracks and irregularities in profiles or on walls

Drying time: 15 min (*depending on thickness of glue layer*)

Does not crack

Paintable after 15 min

CLEAN UP

Remove with humid sponge or cloth

Always consult the glue calculator

www.oracdecor.com > Glue calculator

