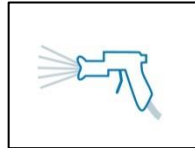

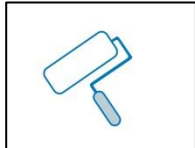
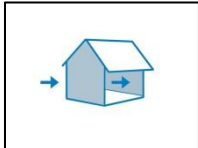


Product Description

FlexoPrime is superior quality acrylic water based special primer with low VOC, alkali resistant, low odor, environment friendly, better opacity and adhesion. **FlexoPrime** it is the recommended primer for all flexible coating systems.



Recommended Use

FlexoPrime is suitable for interior and exterior use on walls and ceilings on:

- Cement plastered walls
- Gypsum boards
- Sound existing paint coatings
- Fibrous cement sheets
- Uncoated concrete
- Sound existing water based coatings
- Rendered fair faced brick masonry

Unsuitable are substrates showing efflorescence and substrates made of plastic or wood. Not suitable for horizontal or sloping surfaces subject to weathering.

Definition of Application Areas

Suitability according to Caparol Technical Advice Sheet No. 0606

Interior 1	Interior 2	Interior 3	Exterior 1	Exterior 2
+	o	-	+	+
(-) inapplicable / (o) of limited suitability / (+) suitable				

Physical Properties

Volume solids	38±2%
Colour*	White
VOC	0.34 g/litre
Thinner/Cleaner	Potable clean water
Finish	Matt
Packing size	3.75 litres & 18 litres
Shelf life	12 months

Advantages

- Easy to apply
- Water-dilute able
- Ecologically compatible with low odour
- High adhesive strength to suitable substrates
- Reduce substrate absorbency
- Optimized open-time of following paint coatings
- Provide better opacity to finish coatings

Technical Information No. 0004 – Issue: March 2020

All suggestions and application instructions herein are based on our latest technical experience. Due to the wide variety of individual project conditions, we cannot be held responsible for their content. These instructions do not release the buyer/user from his responsibility to determine the suitability of the product in consideration of the project characteristics. These instructions are to be considered void when a new edition is released. We reserves the right to change the given data without further notice. Our general conditions of sale and delivery in their latest edition apply.

Test Values

DCLD Product Conformity certified

ESMA ECAS GREEN LABEL 5 Star Environmental Efficiency Rating certified

Abu Dhabi Quality and Conformity Council Conformity certified

ADCE certified civil supplier

*Additional certificates and approvals may available on request or could be arranged if required.

Surface Preparation

The substrate must be even, clean, permanently dry, solid, sound/stable, and free from inclusions, loose particles and all separating materials that may prevent adhesion. Remove unsound coatings of enamels, dispersion paints, synthetic renders/plasters and unsound mineral paint coatings. Concrete and plaster surfaces with dirt deposits or fines/sintered layer must be cleaned mechanically or with high-pressure cleaner, in compliance with the regulations. Clean sound, adherent paint coatings dry or wet. Clean surfaces with organic growth (moss, algae and mild) by high pressure water jet in compliance with the regulations. Treat the surfaces with **CapaTox** and allow drying thoroughly. Clean surfaces soiled with industrial gases or soot by high pressure water jet and suitable cleaners in compliance with the regulations. The penetration of water and moisture in cracks, joints, coarse-textured pores, etc., must be excluded.

If necessary, carry out additional substrate levelling measures. Check existing coatings for their load-bearing capacity. Remove any non-load bearing or structurally weak coatings. Any damaged areas or surface irregularities should be repaired before application. Repairs must be well set and dried out. Damp or not fully cured substrates can lead to defects in subsequent coats, such as blistering or cracks. It is most important that substrates are correctly prepared prior to application of paint.

Mixing Paint

FlexoPrime is single component water based product, should be mixed properly before application. The material can be diluted with potable clean water only. Stir **FlexoPrime** with a low-speed stainless steel agitator. Do not use mixers made of aluminium - danger of discolouration. Use as little water as possible to achieve application consistency. Stir well before application. For airless spraying the amount of water added depends on the requirement of the airless machine.

If necessary adjust to working consistency with tap water up to max. 10 %. Ensure short stirring times at low speed to prevent foam formation in the binding agent. Diluting the material too much will make application more difficult and will result in poorer characteristics (e.g. hiding power, colour shade). It's strongly recommend to use the thinned paint in same shift and not to store for next day as there are might chances of paint losing its characteristic's, settling, formation and chances of bacterial contamination from external sources. Hence recommended to estimate paint required for the shift and mix accordingly to avoid any problems.

Film Thickness and Spreading Rate*

	Minimum	Typical	Maximum	
Wet film thickness	79	92	105	µm
Dry film thickness	30	35	40	µm
Theoretical spreading rate	12.7	10.9	9.5	m ² /litre

*Indicated rates are indicative per coat, due allowance and wastage factor should be considered in practical application. This indication does not take into account usage for spilling or loss on site. The figure may also vary according to substrate or application conditions. The exact rate of consumption for your particular project is best established by a trial application on site and executed by your desired applicator.

Drying Time*

Substrate temperature	10°C	25°C	40°C	
Touch dry	4	2	1	h
Dry to over coat	12	4	2	h
Ready for stress	96	48	24	h

Technical Information No. 0004 – Issue: March 2020

All suggestions and application instructions herein are based on our latest technical experience. Due to the wide variety of individual project conditions, we cannot be held responsible for their content. These instructions do not release the buyer/user from his responsibility to determine the suitability of the product in consideration of the project characteristics. These instructions are to be considered valid when a new edition is released. We reserves the right to change the given data without further notice. Our general conditions of sale and delivery in their latest edition apply.

*The material cures physically by evaporation of water. Drying time generally related to air circulation, temperature, film thickness, no of coats and relative humidity. The given data must be considered as guidelines per coat only. The actual drying time before recoating may be shorter or longer, depending on film thickness, ventilation, humidity, underlying paint system, requirement for early handling and mechanical strength etc. The figures given are typical with: Good ventilation (outdoor exposure or free circulation of air), typical film thickness, on coat on top of inert substrate and relative humidity 70%.

Application Conditions

Substrate temperature should be min.5°C and at least 3°C above the dew point of the air. Suitable processing temperature should be between + 5 °C to approx. 40 °C for material, substrate, water and ambient air during application and curing. At application below 10°C drying temperature will be significantly extended and spraying characteristics may be impaired. Paint to be applied to suitable primed surface. Do not apply during strong wind, fog, high relative humidity, and imminent rain or frost. Do not apply or leave to dry in direct sunlight as this can lead to differences in gloss levels and even to slight cloudiness.

Application Equipment's/Tools

Manually application by roller, brush or airless spraying equipment

Guiding data for airless spray equipment*

Spraying angle: 50° - 80°
Nozzle size: 0.018" - 0.026"
Pressure: 150 - 180 bars

*The spray details given above are intended as a guide only, fluid hose length, diameter, paint temperature and project complexity all influence the choice of tip and operating pressure. Always check to ensure that filter is clean.

Typical Application Procedure*

Depending on the type and condition of the substrate, it may be necessary to apply consolidating, absorbency-regulating prime coatings. On suitable mineral substrate it is usually necessary to apply an absorbency-equalizing and adhesion promoting prime coat with **FlexoPrime**. We recommend using colour-adjusting intermediate coats if the colour shade of the finishing is very different to the colour shade of the substrate. When using render textures, a colour shade adjusting intermediate coat with is generally recommended. Allow thorough drying of priming coats before further application. Apply **FlexoPrime** with suitable roller, brush or airless spraying equipment homogeneously to the complete surface. Apply thoroughly a uniform and even layer. Avoid overlapping that may be caused by stories of scaffolding. To avoid lapping on large area surfaces, care should be taken to have a sufficient number of hands/craftsmen on the job and to apply the material wet-on-wet without interruption.

* For system specific application instructions please refer to detailed MS (method statement) or specification.

Typical Paint System*

FlexoPrime can be used on suitable interior and exterior surfaces as follows:

Exterior surface standard typical paint system

	Coats
FlexoPrime (for all normal absorbent mineral substrates) or CapaSeal SB (for weak and high absorbent mineral substrates) FlexoTop	1 2

* Above mentioned paint system is for general guide line only, can be changed as per specification requirements. As it is impossible to list herein the wide variety of substrates and their specific problems, please request our technical assistance in case of queries. We will provide appropriate working methods.

Important Note

The characteristic values stated are average values or approx. values. We use natural raw materials in our products, which mean that the stated values can vary slightly in the same delivery batch; this does not affect the suitability of the product for its intended purpose. Being natural products, the materials used in the paint finishes, may occasionally cause slight colour variation in the finished coating. Use only material marked with identical batch numbers or, if utilizing material from different batches, mix the entire quantity needed in advance.

Technical Information No. 0004 – Issue: March 2020

All suggestions and application instructions herein are based on our latest technical experience. Due to the wide variety of individual project conditions, we cannot be held responsible for their content. These instructions do not release the buyer/user from his responsibility to determine the suitability of the product in consideration of the project characteristics. These instructions are to be considered void when a new edition is released. We reserves the right to change the given data without further notice. Our general conditions of sale and delivery in their latest edition apply.

As usual for primers, **FlexoPrime** must not be applied in direct sunlight or on sun heated surfaces, during strong wind, fog or rain, high relative humidity, imminent rain or impending night frost. Apply wet-on-wet and without interruption to avoid lapping. Stir the primer thoroughly in case of airless spray application. Do not apply on horizontal surfaces exposed to rain or moisture. Do not apply on calcareous (high lime) substrates and lightweight renders/plasters.

In case of moist weather conditions (rain, dew, fog) yellowish transparent traces of additives, showing a slightly glossy shine and stickiness, may occur on the surface of compact, cool substrates or by means of delayed drying caused by the weather. The traces of additives (Emulsifier washouts) are water-soluble and will disappear under the influence of a sufficient water quantity, e.g. repeated intensive rainfalls. The quality of the dried coating will not be affected by these changes.

Statically (structural/constructional) cracks may be subject to extreme movements. Therefore a durable and invisible crack bridging treatment by paint products is impossible.

Joints in the vicinity of windows, doors and window sills must be sealed in a technically correct manner with permanently elastic sealing compound.

Touching up surfaces is depending on many parameters and may be visible after drying.

Please note: It is recommended to use trained and experienced applicator to carry out painting works.

Colour Stability

When coated surfaces are exposed to mechanical stress it is possible that, due to the natural calibration grains used for darker, more intense colour shades, the areas of impact change to a lighter colour. This does not affect the quality and functionality of the product.

It is not possible to give warranty for uniform colour accuracy and freedom from stains due to chemical and/or physical curing processes and fluctuations in the weather and different substrate conditions, e.g. uneven absorption behavior of the substrate, different substrate moisture levels over the entire the surface, partially very different alkalinity/substances from the substrate, direct solar radiation with sharply delineated shadowing on the freshly applied coating.

Storage and Handling

12 months when stored in warehouse conditions below 35°C in the original, unopened packs. The product must be kept in cool, dry well ventilated space and away from source of heat and ignition. Containers must be kept tightly closed and always handle with care. Keep out of reach of children.

Health and Safety

Always ensure good ventilation during application and drying. Do not eat, drink or smoke while using the product. Do not breathe vapors or spray when applying paint indoor by spray, wear proper air supplied breathing equipment's. Respiratory equipment's must be suitable for the purpose and meet appropriate standards. When applying paint, it is advisable to wear suitable eye protection, in case contact with eyes, rinse immediately with plenty of water and seek medical advice. Remove splashes from skin, use soap and water or recognized skin cleaner. Do not use or store by hanging on a hook.

Materials and all related packaging must be disposed of in a safe way in accordance with the full requirements of the local authorities. Do not allow product to enter into wadis, waterways, drains, watercourses and soil. Only completely emptied containers should be given for recycling.

Material safety data sheet (MSDS) available on request.

Please also always refer to:

Caparol Technical Advice Sheet No. 0606 Definition of Application Areas

Technical Information No. 0004 – Issue: March 2020

All suggestions and application instructions herein are based on our latest technical experience. Due to the wide variety of individual project conditions, we cannot be held responsible for their content. These instructions do not release the buyer/user from his responsibility to determine the suitability of the product in consideration of the project characteristics. These instructions are to be considered void when a new edition is released. We reserves the right to change the given data without further notice. Our general conditions of sale and delivery in their latest edition apply.